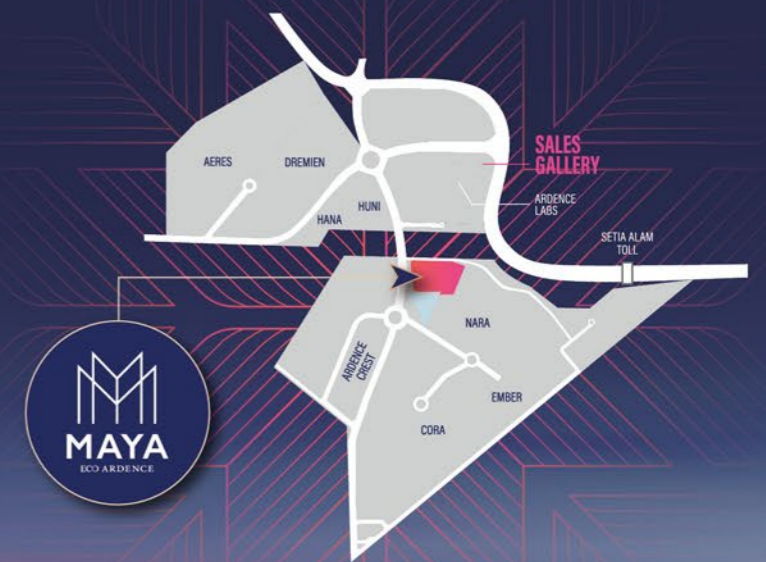


CORPORATE OFFICE SUITES

# THE FIRST CORPORATE OFFICE IN ECO ARDENCE

Experience awe-inspiring views that ignite inspiration and uncover a corporate workspace unlike any other, where we provide unparalleled amenities catering to both work and leisure.



MAYA  
CORPORATE OFFICE  
SUITES

SERVICED APARTMENT

STRATA SHOP

OFFICE SUITES

SERVICED APARTMENT





**MAYA**  
ECO ARDENCE



# PRACTICAL LAYOUTS

786 SQ.FT. – 19,321 SQ.FT.

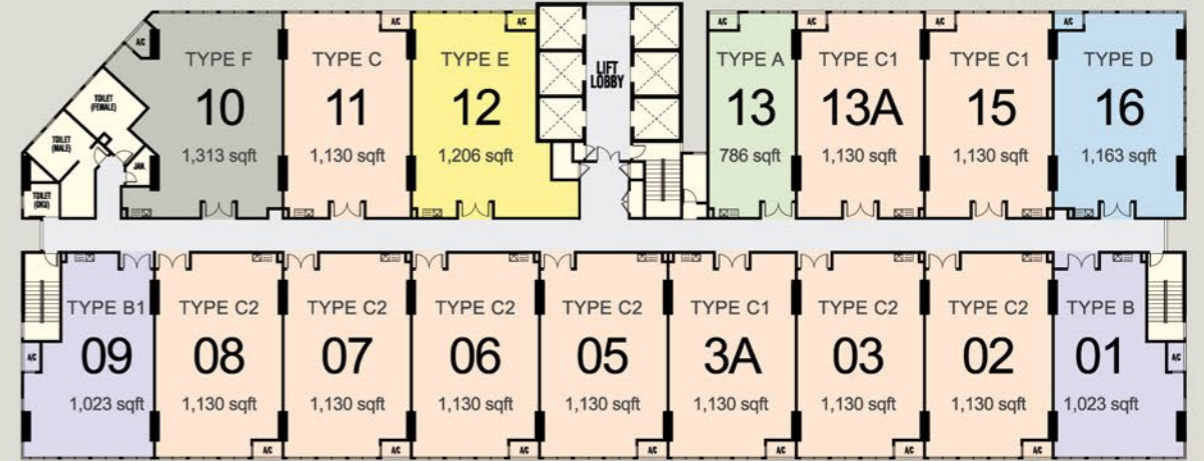
TOTAL STOREYS **18** | TOTAL UNITS **216**

TYPE <b>C</b> C/C1/C2/C3 1,130 sq. ft.	TYPE <b>F</b> F/F1 1,313 sq. ft.	TYPE <b>J</b> J/J1/J2/J3 2,271 sq. ft.	TYPE <b>M</b> M/M1 3,649 sq. ft.
TYPE <b>A</b> 786 sq. ft.	TYPE <b>D</b> 1,163 sq. ft.	TYPE <b>G</b> G/G1 1,916 sq. ft.	TYPE <b>K</b> K/K1 2,293 sq. ft.
TYPE <b>B</b> B/B1 1,023 sq. ft.	TYPE <b>E</b> E/E1 1,206 sq. ft.	TYPE <b>H</b> H/H1 2,153 sq. ft.	TYPE <b>L</b> L/L1 3,283 sq. ft.
			AMENITIES

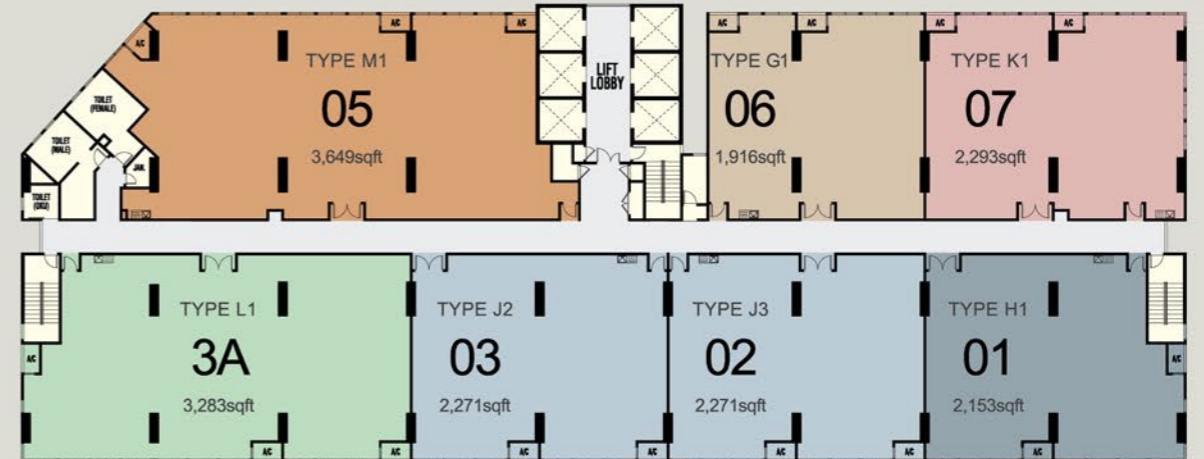
## LEVEL 5



## LEVEL 6-15 | LEVEL 18



## LEVEL 16-17




## LEVEL 19





STEP INTO A METICULOUSLY CRAFTED ENVIRONMENT  
THAT ENHANCES YOUR PROFESSIONAL ENDEAVOURS.



LIFT LOBBY  
\*Artists' impression only

<b>Structure</b>	Reinforced Concrete	
<b>Wall</b>	Masonry / Reinforced Concrete	
<b>Roof</b>	Reinforced Concrete Slab	
<b>Ceiling</b>	Plasterboard / Skim Coat & Paint	
<b>Windows</b>	Aluminium Frame Glass Window	
<b>Doors</b>	Office Entrance : Fire Rated Timber Door Others : Timber Flush Door	
<b>Ironmongery</b>	Standard Ironmongery	
<b>Wall Finishes</b>	Office : Skim Coat / Plaster & Paint Pantry : Quality Tiles / Plaster & Paint	
<b>Floor Finishes</b>	Office : Cement Render A/C Ledge : Cement Render	
<b>Sanitary &amp; Fittings</b>	1 Kitchen Sink & 1 Kitchen Tap	
<b>Electrical Installation</b>	<b>Type</b> A, B, B1, C, C1, C2, C3, D, E, E1, F, F1 G, G1, H, H1, J, J1, J2, J3, K, K1, L, L1, M, M1, N	<b>TNB Supply</b> Single Phase Three Phase
<b>Internal Telephone Trunking &amp; Cabling</b>	1 Fiber Wall Socket	

# MASTER PLAN

Eco Ardence is an eco-themed, gated & guarded, mixed-development township, spanning a massive 533 acres. It is your enclave for Art, Culture & Commerce, where you can create, express and innovate in absolute comfort, privacy and security. The re-imagining of your life starts here.



# EFFICIENT CONNECTIVITY



MAYA Corporate Office Suites is positioned in the heart of Eco Ardence, adjacent to the NKVE near Setia Alam, Shah Alam. Connectivity is convenient, being just 16km to Subang Jaya and 21km to Subang Airport. Major highway connections nearby include the NKVE, ELITE Highway, Federal Highway and the LDP.

### ACCESS TO ECO ARDENCE

- FEDERAL Highway
- NKVE Highway
- ELITE Highway
- NPE Highway
- DUKE Highway
- SPRINT Highway
- LDP Highway
- Setia Alam Highway



[ecoardence.my](http://ecoardence.my) / 603 5033 2525 / Eco Ardence Sales Gallery

Eco Ardence Sdn Bhd 199701012416 (427912-X)  
Eco Ardence Sales Gallery, PT 8, Persiaran Setia Alam, Eco Ardence, 40170 Shah Alam, Selangor Darul Ehsan, Malaysia.

Enjoy our world-class services and expert assistance every day.  
Mondays to Fridays: 9am - 6pm  
Weekends and Public Holidays: 10am - 6pm



All illustrations, art renderings and photographs contained herein are artist's impression only. All plans, layouts, drawings, specifications and information herein are subject to change and shall not be construed as an offer or contract, or taken as the developer's representation of any information contained herein. The developer reserves the right to alter, change or modify any plans, layouts, drawings, specifications and information herein without prior notification. The developer shall not be held liable for any losses, damages, costs, expenses and liabilities that may be incurred, suffered or sustained arising from any reliance on any information contained herein or any part thereof. Please refer to the sale and purchase agreement of the actual unit purchased.

Printed on Environmentally Friendly Paper.



A JOINT DEVELOPMENT BY

**ECOWORLD** **cascara**  
CREATING TOMORROW & BEYOND